

School Overview 2023/2024

Disadvantaged

48 of Brockley's 125 pupils are considered for Pupil Premium, are classified as disadvantaged, this is 38.4% of our cohort.

This is 12.1% higher than the national average of 26.3%.

38.7% (24) of our female pupils are disadvantaged, 12.4% higher than the national of 26.3%.

38.1% (24) of our male pupils are disadvantaged, 11.8% higher than the national of 26.3%.

SEND

39.6% (19) of our disadvantaged pupils have a SEN provision, 11.2% higher than the national of 28.4%.

MINORITY ETHNICITY

8.3% (4) of our disadvantaged pupils are minority ethnicity, 28.9% lower than the national of 37.2%.

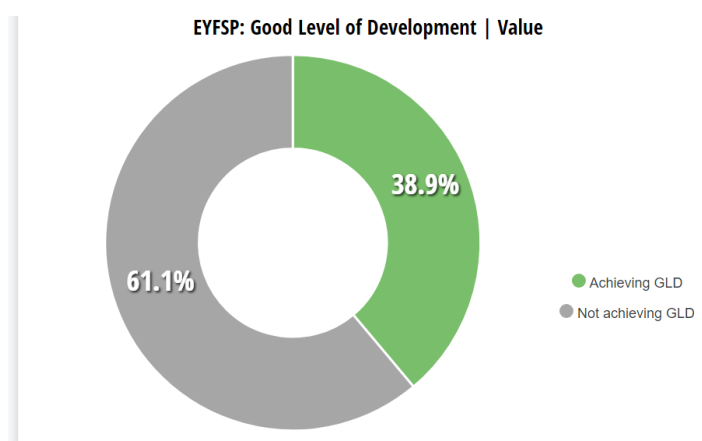
EAL

None of our disadvantaged pupils have a first language other than English, against the national of 21.4%.

EYFS

From a cohort of **18 pupils** being assessed using the early years foundation stage profile, **38.9%** are achieving a good level of development (GLD), a total of **7 pupils**.

The average total points score, for Brockley, in all GLD goals is **20.4** out of a possible 24.



Brockley's EYFSP good level of development has **decreased by 29.5%** from **68.4%** in 2022/23 to **38.9%** in 2023/24.



This is equivalent to approximately **5 fewer** pupils achieving a good level of development in 2023/24 compared to 2022/23.

Brockley's average for the last 3 academic year(s) is **58.2%**.

Phonics

Phonics

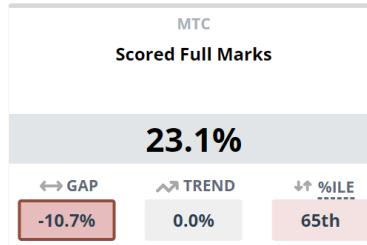

■ Highlights
 ■ Limitations
 ■ Strengths
 ■ Challenges



MTC Y4

MTC

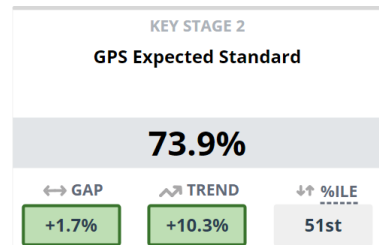
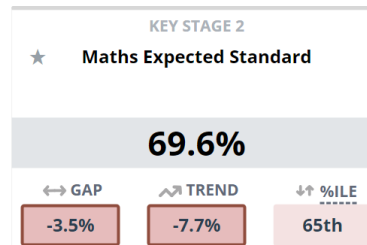
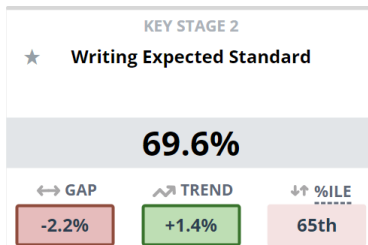
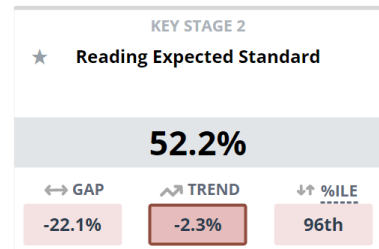
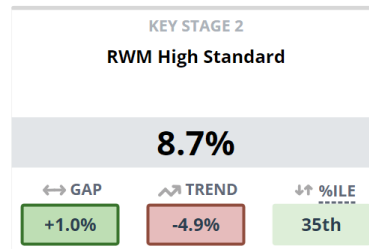
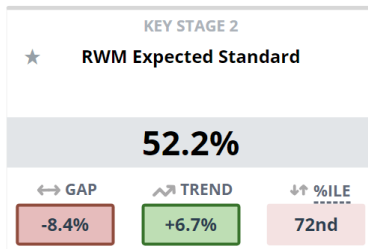
■ Highlights
 ■ Limitations
 ■ Strengths
 ■ Challenges

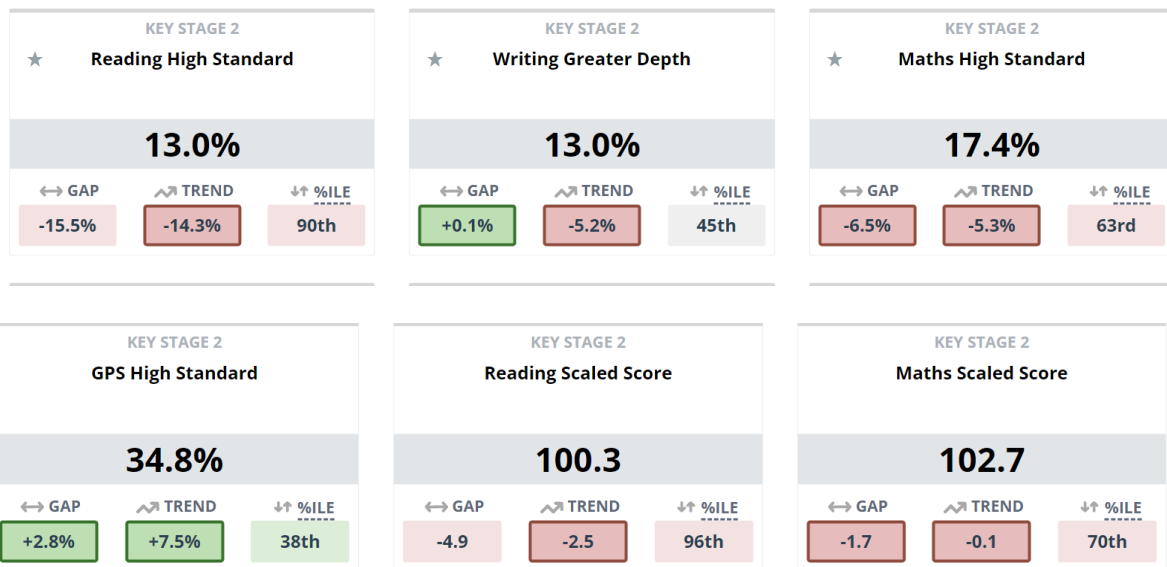


KS2 Outcomes

Key Stage 2

■ Highlights
 ■ Limitations
 ■ Strengths
 ■ Challenges





From a cohort of **23 pupils** in our school at the end of Key Stage 2, **52.2%** achieved the expected standard in Reading, Writing & Maths, a total of **12 pupils**.

4.3% achieved a scaled score < 100 in Reading, Writing & Maths in our school, a total of **1 pupil**.

8.7% achieved a higher standard in Reading, Writing & Maths, with a scaled score equal to or greater than 110, or equivalent TA result, a total of **2 pupils**.

Our school's expected standard percentage in Reading, Writing & Maths has **increased by 6.7%** from **45.5%** in 2022/23 to **52.2%** in 2023/24.

This is equivalent to approximately **2 more** pupils achieving the expected standard in 2023/24 compared to 2022/23.

Our school's average for the last 3 academic year(s) is **45.0%**.